


ADVANCED OPHTHALMOLOGIC PRACTICE

# A O P 2020

INTERNATIONAL - EDITION N°32



**10 - 11 JANUARY**

PALAIS DES CONGRES • PARIS • FRANCE

[AOPCONGRESS.COM](http://AOPCONGRESS.COM)

**EXHIBITOR GUIDE - GUIDE EXPOSANT**

# DEAR PARTNERS

## CHERS PARTENAIRES,

We are delighted to announce the 32nd edition of Ateliers d'Ophtalmologie Pratique, taking place January 10-11 at the Palais des Congrès. Given our growth, this year we are at a brand-new location, expecting more than 1,800 attendees to participate in 2 days of high-quality education, with 13 themes, 120 workshops, 180 speakers, and the very sought after training laboratories.


AOP takes great pride in having created a system to give you full freedom to book your booth and sponsorship your own way. Make your participation reflect YOUR needs! Build your sponsorship by choosing the products you want from the vast catalog.

Look out for these new ways of participation:

- . Lab training courses running all day on the exhibition floor.
- . Young Ophthalmologists lounge, an exclusive space for future faces of ophthalmology to gather and network.
- . Educational grants: topic series, series workbooks, new tech lectures...

It's the moment to look towards the future and we hope you will join us,

*The AOP 2020 Sales Department*



Nous sommes heureux de vous présenter l'édition n°32 des « Ateliers d'Ophtalmologie Pratique » qui se déroulera du 10 au 11 janvier 2020 au Palais des Congrès de Paris. Compte tenu de la croissance des AOP et de son ouverture à l'international, nous vous accueillons cette année dans un tout nouveau lieu, où nous attendons plus de 1,800 participants sur deux jours d'enseignement de qualité. Le congrès des AOP offre 13 thèmes différents, 120 ateliers, 180 conférenciers et les très attendus laboratoires d'enseignement.

Les AOP sont très fiers de vous proposer un système permettant de réserver votre stand en toute liberté avec le sponsoring que vous souhaitez. Faites en sorte que votre participation reflète VOS besoins ! Construisez votre participation en choisissant les produits que vous souhaitez directement dans notre vaste catalogue.

Assurez-vous de jeter un coup d'œil aux nouvelles formes de participation :

- . Formations en laboratoires disponible toute la journée dans le hall d'exposition.
- . Le salon « Young Ophthalmologists » - un espace exclusivement dédié aux futures figures de l'ophtalmologie créé pour se rassembler et construire son réseau.
- . Support éducationnel: séries thématiques avec leur livre de travail, sessions nouvelles technologie..

C'est le moment de regarder vers l'avenir et nous espérons vous compter parmi nous,

*Le département des ventes des AOP 2020*

## MARK YOUR CALENDAR

11 April 2019	. Opening of online exhibition platform in "read-only" view mode
23 April 2019	. Opening of reservation through platform for companies rewarded by PPS only
7 May 2019	. Opening of online exhibition platform for reservation for all companies
10 November 2019	. Exhibition application final payment due. Cancellation: no refund
5 December 2019	. Early bird registration deadline
16 December 2019	. Group registration deadline
6 January 2019	. Online included exhibitor badge submission deadline
8 January 2020	. Online delegate and additional exhibitor badge order deadline



**AOP 2020** is COMPLIANT with the MedTech Europe Code of Ethical Business Practice.  
Event reference: **EMT17647**



MADE IN FRANCE

PALAIS DES CONGRES DE PARIS

PARIS



## LEVEL 3

BOOTH QUANTITY: 31 UNITS  
 CONFERENCE CAPACITY: 1,300 SEATS  
 CIRCULATION FLOW: 2,000 ATTENDEES  
 CONFERENCE ROOMS: 8



### AOP PACKAGES

### MINIMUM INVESTMENT\*

Standard	x 8	1 500€
Classic	x 5	2 200€
Bronze	x 3	3 500€
Silver	x 6	5 500€
Gold	x 2	7 800€
Platinum	x 2	11 500€
Emerald	x 2	14 500€
Elite	x 3	18 500€

\*vat excluded

### LEGEND

	Circulation flow		Coffee & lunch		AOP Academy
	Exhibition		Seating area		AOP Labs
	Conference rooms		Open stage		Animation cart
	Speaker's Preview Room		YO Lounge		
	Welcome desk		Photobooth		

# MORE THAN 80 INNOVATIVE FORMS OF PARTICIPATION

## AV & IT SERVICES

	EUR	QTY
<b>AV PRODUCTION</b>		
congress video report	39 000	∞

	EUR	QTY
<b>RECORDING</b>		
video of your sponsored activity (from 1 to 2 hours)	500	4

## BOOTH ACTIVITIES

	EUR	QTY
activity on booth permit	3 000	∞

## BUSINESS SERVICES

	EUR	QTY
<b>LEAD RETRIEVAL</b>		
badge scanner	500	30

## MEETING ROOM

	EUR	QTY
meeting room (10/25 pax - 1 day rental)	800	6
meeting room (20/45 pax - 1 day rental)	1 600	8
le club (VIP room - 1 day rental)	3 900	2
salon d'honneur (VIP room - 1 day rental)	6 700	2

## STORAGE

storage room (3 day rental)	600	2
-----------------------------	-----	---

## TRAINING FACILITY

virtual reality medical simulator (1 day rental)	4 000	2
--------------------------------------------------	-------	---

## DELEGATE SETS

	EUR	QTY
notepads and pens*	2 000	1
USB keys*	2 000	1
water bottles*	2 000	1
ID lanyards*	5 000	1
Congress bags*	5 000	1
logo on confirmation letter*	5 000	1
wristband access pass*	5 000	1

## DIGITAL ADVERTISING

	EUR	QTY
<b>E-PROGRAM</b>		
e-program	700	14

## EMAILING

e-blast pre-congress	800	6
e-blast post-congress	800	4
editorial newsletter*	2 500	1

## ONSITE AD

image ad on TV (30 seconds)	800	6
video commercial on TV (2 minutes)	1 200	6
WIFI sponsor*	3 000	1
ad on AOP live mobile site*	5 000	1

## WEB ADVERTISING

announcement on AOP Twitter page*	500	1
announcement on AOP Facebook page*	500	1
ad on AOP website	900	3
AOP Academy - dedicated company platform	2 500	3

## E-LEARNING

	EUR	QTY
<b>PUBLICATIONS</b>		
AOP Academy - publication of your 15-min industry lecture or 10-12 min new tech lecture	500	10
AOP Academy - publication of your symposium	1 500	4

## EXPERIENCES AND EVENTS

	EUR	QTY
<b>CORPORATE EVENTS</b>		
networking cocktail*	2 500	1
YO cocktail evening*	10 000	1

## FOOD & BEVERAGES

lunch for your staff (1 bag per day)	25	∞
coffee and tea wheel cart	3 000	2
food animation tricycle	3 000	2
food stations	4 000	2

## LEISURE

selfie corner*	2 000	1
----------------	-------	---

## KITS

	EUR	QTY
AOP NEW-TECH KIT (10 minute new-tech lecture, e-blast post-congress, advance program by post mail)	1 850	2
ESSENTIAL KIT (flyers on display rack, e-program, logo on welcome desk, image ad on TV)	1 950	3
KICK-STARTER KIT (badge scanner, pocket guide, video commercial on TV, 15-min industry lecture)	2 450	3
PROMOTIONAL KIT (insert in congress bags, set of 3 floor stickers, logo on welcome desk, image ad on TV)	1 950	1

## KOLs

	EUR	QTY
KOL hotel room drop*	7 000	1
KOL club lounge	7 000	2
KOL faculty dinner*	7 000	1
KOL advisory board*	10 000	1

## PRINT ADVERTISING

	EUR	QTY
<b>ONSITE AD</b>		
flyers on display rack	300	10
daily journal (square - 1/12 of A3 format)	600	12
pocket guide (1/12 vertical - W10cm x H14,5cm format)	700	6
final program (1/3 vertical - W7,1cm x H27,5cm format)	800	5
exhibition directory (full page - W11,5cm x H22cm format)	900	10

## POST MAIL AD

advance program by post mail (1/3 vertical - W7,1cm x H27,5cm format)	800	9
-----------------------------------------------------------------------	-----	---

## SIGNAGE

	EUR	QTY
<b>DIRECTIONAL SIGNAGE</b>		
directional panels (logo on all available directional supports)	500	5

## PASSAGE SIGNAGE

stand-up banner	500	10
set of 3 floor stickers	700	11
illuminated stand up banner	1 000	5
ad on elevator doors	1 000	3
mezzanine handrail	1 500	2
water fountain	1 500	2
corridor	1 800	3
hanging advert banner inside exhibition space	2 000	2
escalator panel	2 500	4
vertical pillar inside exhibition area	2 500	4
cell phone charging station*	3 000	1
escalator handrail*	3 000	1
escalator wall	3 000	2

## WELCOME SIGNAGE

logo on welcome desk	500	10
----------------------	-----	----

## INSERTS

	EUR	QTY
insert in congress bags	500	11

## SPONSORED ACTIVITIES

	EUR	QTY
<b>LECTURE</b>		
15-min industry lecture	500	10

## SYMPOSIA

1 hour lunch symposium (50/100 pax)	6 000	2
1 hour lunch symposium (150/200 pax)	8 000	2

## WORKSHOP

breakfast & learn	2 500	2
YO lounge*	9 500	1

## EDUCATIONAL GRANTS

	EUR	QTY
<b>LAB TRAINING COURSE</b>		
LAB TRAINING COURSE (2-DAYS)* •REFRACTIVE SURGERY - PHAKIC IOLS •CATARACT - BASIC PHACOEMULSIFICATION •IMAGING - ECHOGRAPHY •TRAUMATOLOGY - SUTURES AND PUPILLOPLASTY •GLAUCOMA - TRABECULECTOMY TECHNIQUES •GLAUCOMA - ENDOCYCLOPHOTOACOAGULATION OF CILIARY BODIES •GLAUCOMA - MODERN MIGS TECHNIQUES FOR BEGINNERS •RETINA - VITRECTOMY •RETINA - VITRECTOMY USING ENDOSCOPY •CORNEA - DSAEK •CATARACT - PHACOEMULSIFICATION: MANAGING COMPLICATIONS	18 000	4

## NEW TECHNOLOGIES

10 MINUTE NEW-TECH LECTURE	600	6
----------------------------	-----	---

## SERIES WORKBOOK

RETINA WORKBOOK*	1 500	1
GLAUCOMA WORKBOOK*	1 500	1
CORNEA WORKBOOK*	1 500	1
CONTACTOLOGY WORKBOOK*	1 500	1
CATARACT WORKBOOK*	1 500	1

## TOPIC SERIES

RETINA SERIES	3 000	2
GLAUCOMA SERIES	3 000	2
CORNEA SERIES	3 000	2
CONTACTOLOGY SERIES	3 000	2
CATARACT SERIES	3 000	2
SERIES EDITORIAL REPORT (1 HOUR VIDEO)	4 000	5
YOUNG OPHTHALMOLOGISTS "YO" GRANT	6 000	4

## WEBINAR GRANT

AOP ACADEMY - WEBINAR EDUCATIONAL GRANT (1-HOUR)	1 500	5
--------------------------------------------------	-------	---

## RESEARCH POSTER

INDUSTRY E-POSTER	500	5
-------------------	-----	---

\* sole sponsorship  
- all price listed is excluding vat



# CONFERENCE ROOMS

## EDUCATIONAL GRANTS

TOPIC SERIES (10)

Retina (x2)

Glaucoma (x2)

Cornea (x2)

Contactology (x2)

Cataract (x2)

YOUNG OPHTHALMOLOGISTS

Young sessions (4 grants)

NEW TECH

New technologies (6 lectures)



ENGLISH VERSION

# FRIDAY

	AMPHI HAVANE F373A	315 F70A	351 F110A	DPC 352A F120A	352B F195A
7:30 AM	REGISTRATION OPENS				
8:30 AM	S1 Eye and vascular pathologies: panorama	S9 Modern biometry	S17 Refractive surgery: complications	S25 XEN surgery tips	S33 Neurological causes of temporary vision loss and diplopia
9:30 AM	S2 Treatment modalities in the management of non infectious uveitis	S10 Refractive keratoconus surgery	S18 Difficult cataract surgeries	S26 This is not AMD!	S34 Pitfalls in the management of non-inflammatory optic neuropathies
10:30 AM	COFFEE BREAK				
11 AM	S3 Novelties in glaucoma imaging and practical tips	S11 Child cataract surgery	S19 Pitfalls in refractive surgery	S27 All you need to know about retinal lasers	S35 How to deal with anisocoria
12 PM	S4 Gonioscopy in the time of anterior segment OCT	S12 Diagnostic pitfalls with strabology	S20 New inflammatory optic neuropathies	S28 Glaucoma explorations for dummies	S36 Diabetes and imaging
1 PM	BON APPETIT				LUNCH SYMPOSIUM
2:30 PM	S5 How to treat AMD in 2020?	S13 ICL	S21 2RT lasers for AMD and CSME	S29 Corneal pathologies: test your knowledge!	S37 Amblyopia: practical aspects
3:30 PM	S6 New aspects of glaucoma surgery in 2020	S14 Strabismus surgery: what's new in 2020?	S22 Updates in gene therapy in Leber optic neuropathy	S30 Pterygium surgeries	S38 Floaters: medical treatment, surgery or abstention?
4:30 PM	COFFEE BREAK				
5 PM	S7 Pachychoroid revealed	S15 Management of post injectables palpebro-retinal complications	S23 Macular pathologies and cataract surgery: therapeutic strategies	S31 Best of cornea videos	S39 Glaucoma
6 PM	S8 Emergencies in uveitis	S16 Ptosis: medical and surgical management	S24 3D and ultraHD surgery	S32 What should you do when facing a corneal abscess?	S40 Glaucoma pitfalls: illustrated clinical cases
7 PM	NETWORKING COCKTAIL				

	353 F130A	362/363 F80A	361 F50A
8:30 AM	REGISTRATION OPENS		
9:30 AM	S41 Corneal OCT and keratoconus	S49 Updates in combined surgeries	S57 Scleral contact lenses
10:30 AM	S42 Holding and taxes optimization in 2020 (France)	S50 Product analysis: Angio-OCT	S58 Amblyopia: a race against the clock
11 AM	COFFEE BREAK		
12 PM	S43 Battle cataract: frequent complications	S51 Intracorneal rings segments	S59 Glaucoma and myopia: epidemiological, anatomical and etiological aspects
1 PM	S44 Biomechanics	S52 Importance of ocular surface analysis before refractive and cataract surgeries	S60 Artificial intelligence: what to hope?
2:30 PM	LUNCH SYMPOSIUM		S61 The modern liberal installation: issues and resolutions
3:30 PM	S45 Ocular infections in children	S53 Entropion	S62 Retirement (France)
4:30 PM	COFFEE BREAK		
5 PM	S46 Choroidal pathologies	S54 Pigmented lesions of the conjunctiva	S63 Tax issues: practical guide (France)
6 PM	S47 Macular edema: 7 pitfalls to avoid	S55 New imaging in fundus tumors	S64 2020 update on practice modes (France)
7 PM	S48 Viral keratitis	S56 Managing the dislocated IOL: an algorithm	S64 2020 update on practice modes (France)
	NETWORKING COCKTAIL		

- SIMULTANEOUS TRANSLATION FRENCH<->ENGLISH
- SPONSORED SESSION
- SESSION UNDER EDUCATIONAL GRANT
- SUBJECT TO ADDITIONAL FEES
- FRENCH CONTINUING MEDICAL EDUCATION ACCREDITATION
- OPEN STAGE
- PROFESSIONAL BUSINESS
- CATARACT
- CONTACTOLOGY
- CORNEA AND OCULAR SURFACE
- AESTHETICS
- GLAUCOMA
- INFLAMMATION AND INFECTIONS
- NEURO-OPHTHALMOLOGY
- PEDIATRIC OPHTHALMOLOGY AND STRABISMUS
- ORBITAL PATHOLOGIES AND LACRIMAL
- REFRACTIVE SURGERY
- RETINA AND VITREOUS
- BATTLE
- DEBATE
- COLLABORATIVE SESSION WITH A SCIENTIFIC SOCIETY
- MCQ
- PRODUCT ANALYSIS
- VIDEO WORKSHOP
- YOUNG OPHTHALMOLOGISTS

CHECK SESSION DETAILS & REGISTRATION ON THE "CONGRESS FEES" PAGE  
 REFRACTIVE SURGERY - FILTRATION SURGERY - CHECK PROGRAM ON THE "YO" PAGES  
 OPEN STAGE TALKS & E-POSTERS

# CONFERENCE ROOMS

## EDUCATIONAL GRANTS

### TOPIC SERIES (10)

Retina (x2)

Glaucoma (x2)

Cornea (x2)

Contactology (x2)

Cataract (x2)

### YOUNG OPHTHALMOLOGISTS

Young sessions (4 grants)

### NEW TECH

New technologies (6 lectures)

	AMPHI HAVANE F373A	315 F70A	351 F110A	352A F120A	352B F195A
7:30 AM	REGISTRATION OPENS				
8:30 AM	S65 Medical retina: case reports with pitfalls	S72 PresbyLASIK: latest updates	S79 Neuro-ophthalmology emergencies	S86 Cross-linking	S93 Lens extraction in the narrow angle
9:30 AM	S66 Diagnosis and treatment of myopic maculopathy	S73 TransPKR: what's new?	S80 Pediatric neuro-ophthalmology	S87 Corneal imaging	S94 XEN: practical indications in 2020
10:30 AM	COFFEE BREAK				
11 AM	S67 Laser treatment of diabetic retinopathy and macular edema	S74 Multifocal implants	S81 Visual field in neuro-ophthalmology: why and when?	S88, S89 Grefforama	S95 Complementary examinations strategy
12 PM	S68 Vitreous macular interface syndromes	S75 Myopia epidemiology, histology and etiology	S82 What should you do when facing diplopia?	S96 Lasers and therapeutic strategy for glaucoma	
1 PM	BON APPETIT				BAUSCH & LOMB
2:30 PM	S69 Vitreotomy (advanced level)	S76, S77 Half a century of refractive surgery: from radial keratotomy to femtosecond laser	S83 Topical anaesthesia in strabismus surgery	S90 Inflammation and infections: controversies	S97 Photoscreeners
3:30 PM	S70 Medical assessment on retinitis pigmentosa - which strategy?	What are the results and current main controversies?	S84 Peripheral vs central nystagmus & associated ophthalmological pathologies	S91 Pediatric uveitis	S98 Slowing down myopia
4:30 PM	S71 Angio-OCT: practical tips	S78 A & B Lacrimal tract: trauma and permeability Migrants and ocular pathologies	S85A Ophthalmology-oncology	S92 Infections & inflammation after cataract surgery	S99 Organic pathology warning signs
5:30 PM	END OF AOP 2020 CONGRESS				

# SATURDAY

	353 F130A	362/363 F80A	361 F50A
8:30 AM	REGISTRATION OPENS		
9:30 AM	S100 How to deal with macular hemorrhages	S107 Artificial intelligence: multifocal surgery	S114 Start with teleophthalmology
10:30 AM	S101 Product analysis: anterior segment	S108 Dealing with palpebral tumors	S115 Group practice: with or without investor?
11 AM	COFFEE BREAK		
12 PM	S102 Photoreceptor imaging	S109 Ectropion	S116 Sinistrality evolution and how to avoid being blamed about your professional liability? (France)
1 PM	S103 Corneal refractive surgery of astigmatism	S110 Ocular surface tumors	S117 Vitreotomy (beginners level)
2:30 PM	MEDICONTUR		
3:30 PM	S104 Battle cataract: rare complications	S111 Orthokeratology	S118 Neovascular glaucoma surgeries still challenging in 2020?
4:30 PM	S105 Complications with orbito palpebral injections	S112 Control of myopia	S119 Rare diseases and gene therapies, a reality for patients
5:30 PM	S106 Novelties in ocular surface pathologies treatments	S113 Eye crash	S120 Emergencies in pediatrics
5:30 PM	END OF AOP 2020 CONGRESS		



ENGLISH VERSION

SIMULTANEOUS TRANSLATION FRENCH<->ENGLISH

SPONSORED SESSION

SESSION UNDER EDUCATIONAL GRANT

SUBJECT TO ADDITIONAL FEES

FRENCH CONTINUING MEDICAL EDUCATION ACCREDITATION

OPEN STAGE

PROFESSIONAL BUSINESS

CATARACT

CONTACTOLOGY

CORNEA AND OCULAR SURFACE

AESTHETICS

GLAUCOMA

INFLAMMATION AND INFECTIONS

NEURO-OPHTHALMOLOGY

PEDIATRIC OPHTHALMOLOGY AND STRABISMUS

ORBITAL PATHOLOGIES AND LACRIMAL

REFRACTIVE SURGERY

RETINA AND VITREOUS

BATTLE

DEBATE

COLLABORATIVE SESSION WITH A SCIENTIFIC SOCIETY

MCQ

PRODUCT ANALYSIS

VIDEO WORKSHOP

YOUNG OPHTHALMOLOGISTS



CHECK SESSION DETAILS & REGISTRATION ON THE "CONGRESS FEES" PAGE

PHACOEMLUSIFICATION - CHECK PROGRAM ON THE "YO" PAGES

OPEN STAGE TALKS & E-POSTERS

# Here's how to join us in 3 steps!

# 1

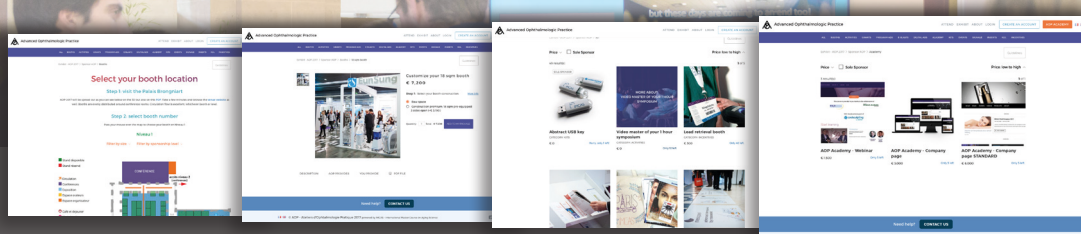
## Choose your sponsorship level

MINIMUM INVESTMENT	Standard 1 500€*	Classic 2 200€*	Bronze 3 500€*	Silver 5 500€*	Gold 7 800€*	Platinum 11 500€*	Emerald 14 500€*	Elite 18 500€*
AVAILABLE QUANTITIES	8	5	3	6	2	2	2	3
BADGES	EXHIBITOR	2	2	2	3	4	5	8
	DOCTOR	/	/	/	2	4	8	16

\*Hors taxes  
VAT excluded

# 2

## Go on [AOPCONGRESS.COM](http://AOPCONGRESS.COM) - Browse the catalog and compose your package



# 3

## Check out and proceed for payment



# You're done!

**CONTACT US**

[SALES@AOPCONGRESS.COM](mailto:SALES@AOPCONGRESS.COM) / +33 1 40 73 82 82

### TERMS AND CONDITIONS

#### Purchase priority

All products are subject to availability.

In case of overbooking, purchase orders will be processed on a first-come, first-served basis.

In case of a prior offer of the same product at the time of its receipt, AOP reserves the right to withdraw the product chosen. In such event, AOP will get in contact to notify and discuss further alternative options.

#### Order confirmation

By submitting a Purchase Order through our online portal, the buyer formally makes a legally binding offer to AOP. Each sponsoring company may order a maximum of 2 sponsorship packages upon availabilities.

You will then immediately received a confirmation email with the corresponding invoice.

Within the following 72 hours after its receipt, the asked deposit should be payed.

#### Payment

Payment deadlines:

#### Booking before November 10, 2019:

-50% payment due upon reception of invoice & 50% balance before November 10, 2019.

#### Booking after November 10, 2019:

-100% upon reception of the invoice

#### Payment options:

-by bank transfer (bank data references is attached with the invoice), or:  
-by credit card (Mastercard, Visa or American Express: payment secure link will be sent to you upon request

Nota: payment failure within deadline will automatically offset your order and the products will be released.

#### Cancellation

Cancellation must be made in writing.

#### Cancellation received before November 10, 2019:

-50% of the invoice total amount will be charged

#### Cancellation received after November 10, 2019:

-no refund